


Kent Highways ATC Survey September 2025

Orpington Bypass



ATC Traffic Analysis Report

Author:

Contract:

Job Number:

Location:

Road Name:

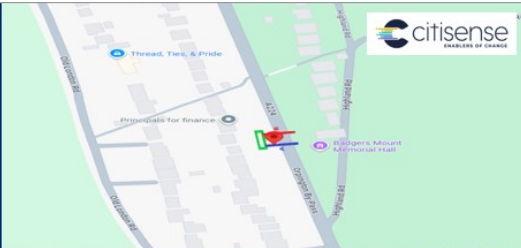

District:

Coordinates:

Start Date:

End Date:

Speed Limit:

Citisense carried out a 7-day ATC on A224 Orpington By-Pass SOUTH commencing the 27/09/25. The number of vehicles exceeding the speed limit of 50mph was 3193 which is 3.76% of the total vehicles recorded in both directions which was 85032.

A224 Orpington By-Pass SOUTH (50mph speed limit)							
Direction	Number of Vehicles	Average speed over 7 days	85 percentile speeds	Percentage of vehicles complying with the 50mph speed limit	Percentage of vehicles under enforcement threshold of 57mph	Percentage of vehicles complying with a proposed signed only 30mph speed	Percentage of vehicles complying with a proposed signed only 30mph speed
N0	35349	39.7mph	45.5mph	95.8% (33869)	99.2% (35073)	4.1% (1437)	4.1% (1437)
S1	49683	40.5mph	45.5mph	96.6% (47970)	99.4% (49398)	2.3% (1127)	2.3% (1127)




ATC Traffic Analysis Report

Author:	Citisense
Contract:	Kent County Council
Job Number:	KEN2445
Location:	Location 2
Road Name:	A224 Orpington By-Pass MID
District:	Sevenoaks
Coordinates:	X 549554, Y 162143
Start Date:	27.09.2025
End Date:	03.10.2025
Speed Limit:	50 mph

Citisense carried out a 7-day ATC on A224 Orpington By-Pass MID commencing the 27/09/25. The number of vehicles exceeding the speed limit of 50mph was 4431 which is 5.18% of the total vehicles recorded in both directions which was 85498.

A224 Orpington By-Pass MID (50mph speed limit)							
Direction	Number of Vehicles	Average speed over 7 days	85 percentile speeds	Percentage of vehicles complying with the 50mph speed limit	Percentage of vehicles under enforcement threshold of 57mph	Percentage of vehicles complying with a proposed signed only 30mph speed	Percentage of vehicles complying with a proposed signed only 30mph speed
N1	35707	41.3mph	46.8mph	94.5% (33730)	99.1% (35389)	2.1% (751)	2.1% (751)
S0	49791	41.1mph	46.4mph	95.1% (47337)	99.2% (49369)	2.2% (1093)	2.2% (1093)





ATC Traffic Analysis Report

Author:

Contract:

Job Number:

Location:

Road Name:



District:

Coordinates:

Start Date:

End Date:

Speed Limit:

Citisense carried out a 7-day ATC on A224 Orpington By-Pass NORTH commencing the 27/09/25. The number of vehicles exceeding the speed limit of 50mph was 5707 which is 6.55% of the total vehicles recorded in both directions which was 87076.

A224 Orpington By-Pass NORTH (50mph speed limit)

Direction	Number of Vehicles	Average speed over 7 days	85 percentile speeds	Percentage of vehicles complying with the 50mph speed limit	Percentage of vehicles under enforcement threshold of 57mph	Percentage of vehicles complying with a proposed signed only 30mph speed	Percentage of vehicles complying with a proposed signed only 30mph speed
N1	36368	42.6mph	48.1mph	91.5% (33270)	98.6% (35858)	1.5% (562)	1.5% (562)
S0	50708	41.3mph	46.4mph	94.9% (48099)	99.2% (50313)	1.6% (834)	1.6% (834)